

Bactol

90% ALCOHOL SURGICAL HANDRUB

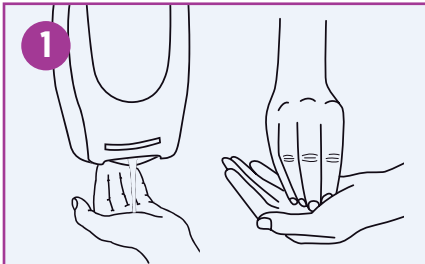
Pre Surgical Hand Disinfection



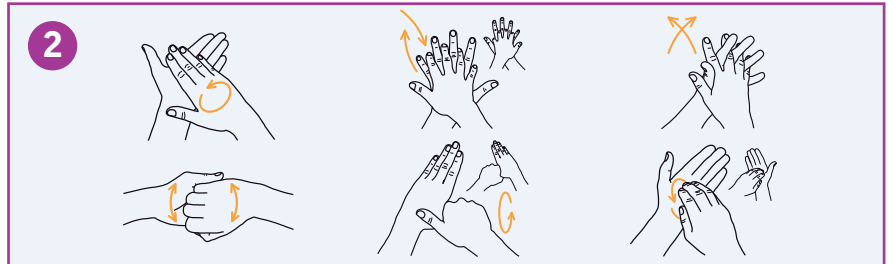
Before you commence follow these steps:

- Prior to using Bactol® 90, wash hands, forearms and nail areas using a non-medicated soap and running water.
- Subungual areas can be cleaned using a nail pick and sponge.
- All skin surfaces are to be thoroughly dried prior to commencing surgical hand disinfection.

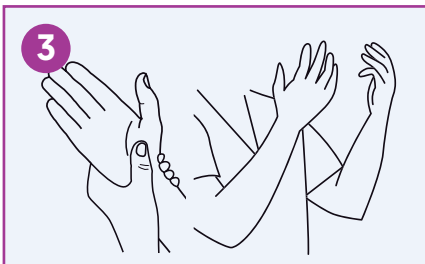
3
0
S
E
C
O
N
D
S



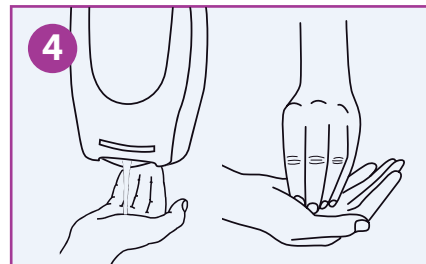
Dispense Bactol® 90 into palm of left hand. Dip fingertips and fingernails of right hand into Bactol® 90. Ensure hands remain above the elbows during hand disinfection process.



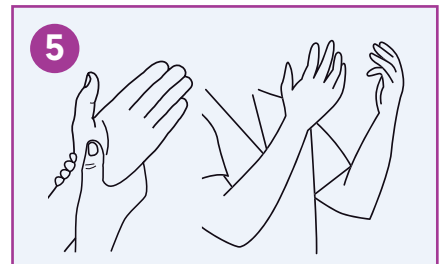
Thoroughly rub remaining product over hands and wrists. Rub over the back of each hand with fingers interlaced. Rub palm to palm with fingers interlaced. Clasp each finger and thumb in the opposite hand and rotate. Ensure all surfaces of fingers and thumbs are covered. Reapply Bactol® 90 as required.



Dispense Bactol® 90 into left hand. Rub Bactol 90 starting from the wrist, and rotate the product down the right forearm to the elbow.
Keep area wet and dispense more Bactol® 90 as required.



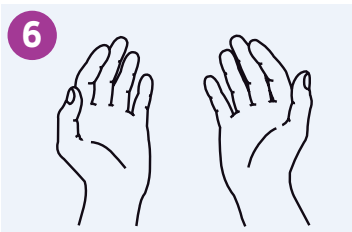
Dispense Bactol® 90 into palm of right hand. Dip fingertips and fingernails of left hand into Bactol® 90.



Rub Bactol 90 starting from the wrist, and rotate the product down the left forearm to the elbow.
Keep area wet and dispense more Bactol® 90 as required.

3
0
S
E
C
O
N
D
S

REPEAT STEPS 1 - 5 FOR ANOTHER 30 SECONDS



At completion allow hands to completely air dry before donning sterile gloves.



SCAN FOR MORE INFORMATION
OR VISIT whiteley.com.au/bactol90